



DESCRIPTION

The SWA is a compact designed pressure switch ideal for OEM applications. It is available with WRAS approved EPDM diaphragm for potable water use. Features a high quality snap action micro switch for years of trouble free operation. Lead free brass is now available for special application requirements.

FEATURES

- Very Compact
- Factory set or field adjustable
- Internally vented option
- WRAS approved EPDM diaphragms available

APPLICATION

- Water pressure boost pumps
- Filter monitoring

* UL available for certain models

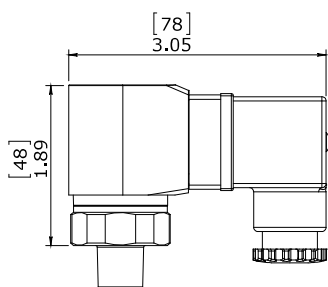
Specifications

Electrical	5A [12/24 VDC, 125 VAC] or 3A [250 VAC] Optional: 10A or Gold Contact
Switch Type	Snap Action
Protection	DIN 43650A - IP65, Flying Leads - IP64, CA/CS - IP67
Temperature Range	-20°F to 180°F (-29°C to 82°C) Nitrile
Diaphragm Material	Standard: Nitrile Optional: Viton, EPDM, HNBR
Housing Material	Brass (Optional Stainless Steel)
Maximum Overpressure	250 PSI (17 BAR)
Repeatability	+/- 2% of full set point range at 20°C (68°F)

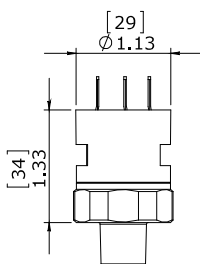
Pressure Range

Model	Adjustment Range	
	PSI	BAR
1	7 - 21	0.5 - 1.5
2	15 - 35	1.0 - 2.4
4	30 - 100	2.1 - 6.9

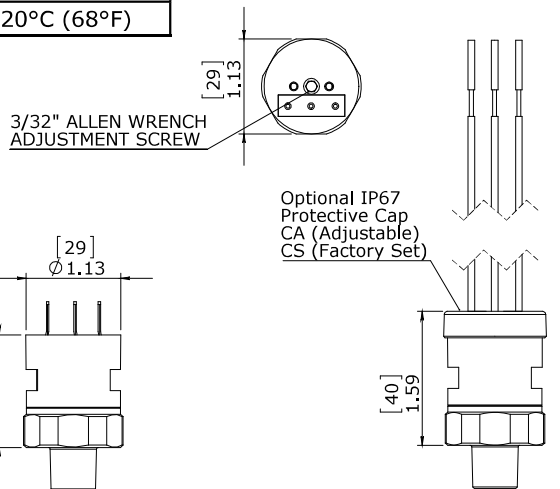
Dimensions



HCR
Right angled DIN
43650A



SP
1/4" Spades



FL
Flying Leads

Wiring Code

CONTACT	FLYING LEADS	DIN 43650 TYPE	FLWF / FLWM		FLDR / FLDP	
			FLCM / FLCF / FLPM / FLPF			
			SPDT MODEL	SPST MODEL	SPDT MODEL	SPST MODEL
COMMON	BLACK	PIN 1	PIN A	PIN A	PIN A	PIN 1
NORMALLY CLOSED	BLUE	PIN 2	PIN C	PIN B	PIN C	PIN 2
NORMALLY OPEN	RED	PIN 3	PIN B	PIN B	PIN B	PIN 2

Ordering Information

Field Adjustable

SWA - ¹2 - ²2M - ³C - ⁴FL - ^{5 (Optional)}1

Factory Preset

SWF - ¹30F - ²2M - ³C - ⁴FL - ^{5 (Optional)}1

1 - Pressure Selection:

Field Adjustable - Select Model Code

Insert set point value XXX followed by: R, F, BR, or BF

Model	Adjustment Range	
	PSI	BAR
1	7 - 21	0.5 - 1.5
2	15 - 35	1.0 - 2.4
4	30 - 100	2.1 - 6.9

OR

Set Point	Direction	Description
XXXX	R	PSI Rising Pressure
	F	PSI Falling Pressure
	BR	BAR Rising Pressure
	BF	BAR Falling Pressure

2 - Thread Options:

- 2M - 1/8 NPT male
- 4M - 1/4 NPT male
- 2G - 1/8 BSPP male, G1/8
- 4G - 1/4 BSPP male, G1/4

3 - Circuit:

- A - SPST (Normally Open)
- B - SPST (Normally Closed)
- C - SPDT (Single Pole Double Throw : Normally Open and Normally Closed)

4 - Electrical Termination:

- HCR - 90 Degree DIN 43650A - connector type - (only available in SPDT option)
- FL - Flying Lead 18" long, 18 AWG
- FLWF - Flying Lead Weatherpack connector, female, Tower, 10" long leads
- FLWM - Flying lead Weatherpack connector, male, Shroud, 10" long leads
- FLDP - Flying Lead Deutsch connector, plug, 10" long leads
- FLDR - Flying Lead Deutsch connector, receptacle, 10" long leads
- FLCM - Flying Lead Metripack, male, 150 series, 10" long leads
- FLCF - Flying Lead Metripack, female, 150 series, 10" long leads
- FLPM - Flying Lead Metripack, male, 280 series, 10" long leads
- FLPF - Flying Lead Metripack, female, 280 series, 10" long leads
- SP - 1/4" Spade

5 - Options (Omit if not required):

- 1 - Viton® Diaphragm
- 2 - EPDM Diaphragm
- 3 - 316 Stainless Steel Housing
- 4 - HNBR Diaphragm
- 6 - Lead Free Brass
- 7 - Gold Contact, Snap Action Microswitch @ 20 mA/12 VDC
- 8 - 10 amp, Snap Action Microswitch @ 10(2) 125 VAC (inductive), 6(2) 250 VAC (inductive)
- 20 - Seal Adjustment Screw
- OC - Oxygen Cleaned Switches
- SR - Snubber
- CA - IP67 rated protective cover with a removable plug (For adjustable switches, SWA flying lead model)
- CS - IP67 rated protective cover (For factory set switches, SWF flying lead model)



Note: Please see page 52 for other available options